KOPOS
www.kopos.com

type number	height (H)	for the height of cable ladder / tray	minimum amount of bolts for connection	thickness of metal sheet	weight	🔥
	mm	mm	pc	mm	kg/pc	
S 35X200_S **S 35X200_ZM**	25	35	2	1,2	0,04	
S 60X200_S **S 60X200_ZM**	50	60	4	1,5	0,09	🔥 🔥
S 85X200_S **S 85X200_ZM**	75	85	6	1,5	0,13	
S 110X200_S **S 110X200_ZM**	100	110	8	1,5	0,18	🔥 🔥

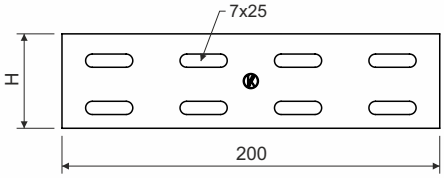

product description: The coupling is used to connect cable ladders or JUPITER cable trays without integrated coupling.

Attached using NSM 6X10 screws, that meet the requirement for conductive bonding according ČSN EN 61537:02.To protect the cables, the bolt head is inside the cable tray.

ZM surface finish coupling shall be used for ZM or F surface finish trays.

GMT surface finish bolts shall be used for ZM or F surface finish trays.

These items can also be ordered in a varnished version.



surface finish: S - Pre-Galvanized steel according to ČSN EN 10346, ČSN EN 10143, zinc-layer 15-27 µm

ZM - Pre-Galvanized steel with admixture of magnesium and aluminum according to ČSN EN 10346, ČSN EN 10143, protective layer 18-31 µm (replacement of hot dip galvanizing)

sales amount: 1 pc

meets the requirements: ČSN EN 61537:02

classification 🔥: ČSN 73 0895 P 90-R

DIN 4102-12 E 90

STN 92 0205 PS 90

Fire classification depends on the specific conditions of the cable tray, detailed in the catalog Cable management systems - Fire resistant systems.

storage: ČSN EN 60721-3-1



⚠ WARNING

Risk of injury from cutting

Although the cable trays are produced with maximum effort to minimize sharper edges, it is necessary to wear protective gloves to carry, grip and work with cable elements.

Electricity injury

As individual components of cable management systems are made of electrical conductive material, it is essential not to work with a system near live electrical parts. Infringement of the safety regulations may cause serious injury of health or death.

Safe Use

Under normal and foreseeable conditions of use, there are no risks to consumers, provided that proper installation and usage are carried out in accordance with the installation manual.

recycling codes:

40 FE S __X200